




**steel-kore™ ENTEX COLORS**




**Canyon**



**Cedar**




**Sandtone**




**Desert Tone**




**Glacier White**




**Willow**




**T-Tone**



**Charcoal Gray**



**Classic Blue**



**Mahogany**

**Note:** All colors shown are as accurate as possible. Refer to actual color chip samples before making your final color choice.

Learn more about steel-kore™ Siding Systems:

Contact your local dealer  
Visit [www.edcoproducts.com](http://www.edcoproducts.com)  
Call 1-800-333-2580

